



Hockey Canada ID Locations

Please print this information for your reference

This document is intended to assist you with any questions that you may have regarding finding your player(s)' Hockey Canada ID.


There are 3 ways that you can find you player(s)' Hockey Canada ID:

1. RIS account
2. Hockey Canada Registry (HCR) Account; or
3. eHockey account; or

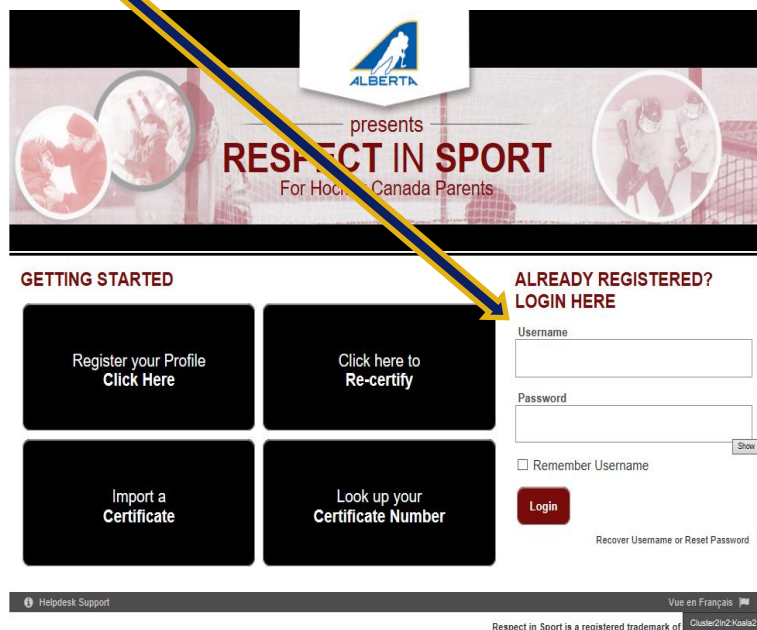
1. RIS account

Go to the [Respect-In-Sport - Parents](#) website

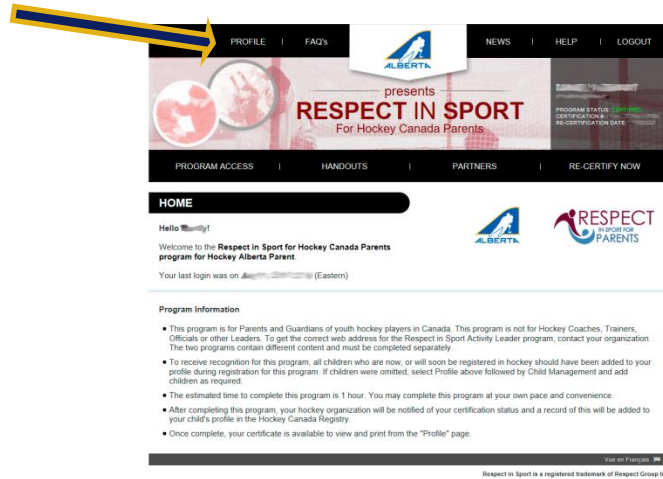
1. Select your language preference



2. Login to your Respect In Sport Account



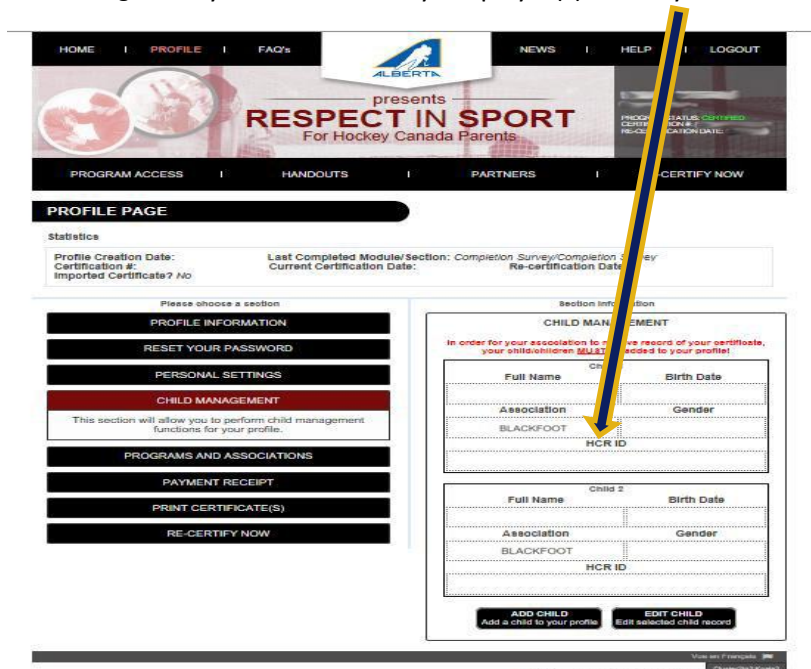
3. Click on Profile:



4. Click on Child Management:




5. Once in Child Management you will see all of your player(s)' Hockey Canada ID.



2. Hockey Canada Registry (HCR) Account

Go to the [Hockey Canada](#) website.

1. Log into your account with email and password.



BLACKFOOT

340 90TH AVE SE
CALGARY, AB T2J 0P6, CANADA
(403) 840-9113
info@blackfoothockey.com

Login - Connexion Help - Aide

WELCOME!
You must have an account with Hockey Canada's Online Registration system to be able to register your children into hockey with this association. If you have previously registered children online with Hockey Canada's system for any association, then you can proceed to login with your account below.

If you have not registered any participants in the past with this system, [click here to create an account.](#)

BIENVENUE!
Un compte avec le système d'inscription en ligne de Hockey Canada est requis pour pouvoir inscrire vos enfants au hockey avec cette association. Si vous avez précédemment inscrit des enfants avec ce système pour quelque association, vous pouvez ouvrir une session avec votre compte ci-dessous.

Si vous n'avez jamais inscrit quelqu'un auparavant avec ce système, [veuillez cliquer ici pour créer un compte.](#)

Sign in here - Ouvrez une session ici:

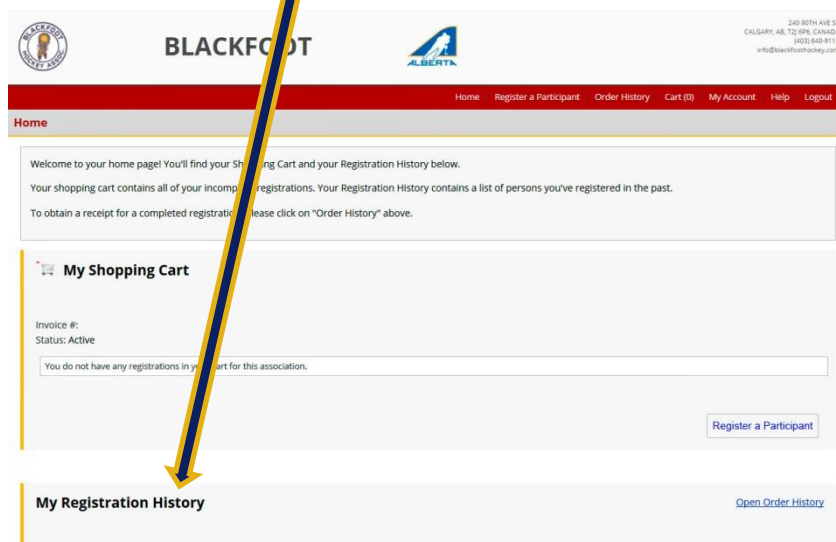
Email - Courriel:

Password - Mot de passe:

[Log In - Connexion](#)

[Forgot your password? - Vous avez oublié votre mot de passe?](#)

2. Once logged in scroll down to “My Registration History”.



BLACKFOOT

340 90TH AVE SE
CALGARY, AB T2J 0P6, CANADA
(403) 840-9113
info@blackfoothockey.com

Home Register a Participant Order History Cart (0) My Account Help Logout

Home

Welcome to your home page! You'll find your Shopping Cart and your Registration History below.

Your shopping cart contains all of your incomplete registrations. Your Registration History contains a list of persons you've registered in the past.

To obtain a receipt for a completed registration, please click on "Order History" above.

My Shopping Cart

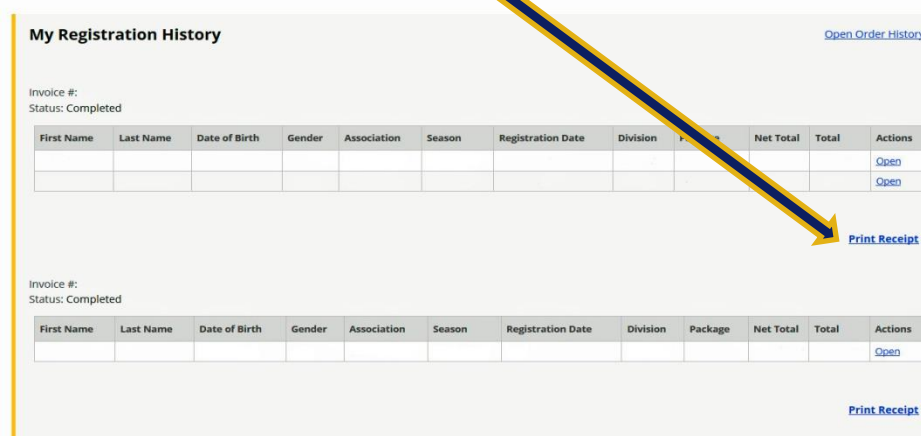
Invoice #:
Status: Active

You do not have any registrations in your cart for this association.

[Register a Participant](#)

My Registration History [Open Order History](#)

3. Find your most recent registration and select “Print Receipt”.



My Registration History [Open Order History](#)

Invoice #:
Status: Completed

First Name	Last Name	Date of Birth	Gender	Association	Season	Registration Date	Division	Package	Net Total	Total	Actions
											Open
											Open


[Print Receipt](#)

Invoice #:
Status: Completed

First Name	Last Name	Date of Birth	Gender	Association	Season	Registration Date	Division	Package	Net Total	Total	Actions
											Open

[Print Receipt](#)

4. A pop up will display on the bottom of your screen. Select Open or Save.



5. When the document opens you will find your player(s)' Hockey Canada ID. Make sure to save your player(s)' Hockey Canada ID for future registrations.

A screenshot of an "Official Receipt" from the Blackfoot Hockey Association. At the top left is the Blackfoot Hockey Assoc. logo and contact information: "BLACKFOOT 240 90TH AVE SE CALGARY, AB, T2J 6P6, CANADA (403) 640-9113 info@blackfoothockey.com". At the top right is the Hockey Canada logo. The receipt includes fields for "Invoice ID:" and "Order Date:". Below this is the "Order Items" section, which contains a table with columns for "Preregistration/Préinscription", "Player's Name", "Date of Birth", and "Player's Hockey Canada ID". A yellow arrow points to the "Player's Hockey Canada ID" column. To the right of the table are "Total:" and "Total Fees:" labels. At the bottom, there are fields for "Grand Total:", "Paid Total:", and "Remaining Balance:". A dashed line separates the receipt from a footer that says "IMPORTANT: Please print and/or save a copy of this receipt for your records."

3. eHockey account

Go to the [eHockey](#) website.

1. Log into your account with email and password.

A screenshot of the eHockey website's login page. The header features the eHockey logo and navigation links for "Français", "Help", and "Login". Below the header is a banner with the text "STAY UP TO DATE WITH HOCKEY CANADA MAKE GREAT THINGS HAPPEN". The main content area says "WELCOME TO HOCKEY CANADA'S eHOCKEY WEBSITE. Sign in using your existing ehockey account below. If you do not have an existing ehockey account, [click here to create an account now.](#)" There is a "SIGN IN HERE" button, followed by input fields for "Email:" and "Password:", and a "Login" button. A link for "FORGOT YOUR PASSWORD?" is at the bottom.

2. Once logged in you will see all of your player(s)' Hockey Canada ID.

The screenshot shows the eHOCKEY website interface. At the top, there is a navigation bar with links for 'Français', 'Account', 'Help', and 'Logout'. Below this is a red header bar with buttons for 'Home', 'Signup for a Clinic', 'Add a Participant', 'Order History', and 'Cart'. The main content area is titled 'Home' and includes a welcome message: 'Welcome to your home page! You'll find the participants associated with your account below. Click on "View" in the "Actions" column of a participant to view that participant's profile, sign them up to a clinic, or to perform other actions.' Below this is a table titled 'Participants' with columns: First Name, Last Name, Date of Birth, Hockey ID, Gender, Association, and Actions. There are three rows of participant data, each with a 'View' link in the Actions column. A yellow arrow points to the 'Hockey ID' column header. At the bottom left, it says 'Powered by Hockey Canada Copyright © 2010-2018 Version: 56.0.0.30191'. At the bottom right is the Hockey Canada logo.

First Name	Last Name	Date of Birth	Hockey ID	Gender	Association	Actions
[Icon]						View
[Icon]						View
[Icon]						View

[Add a Participant](#)